

PIOUS MISSION SCHOOL

Rojapare Arawal

"Diwali Holiday Homework"

Name of student -

Class - Kidzee

Parent's sign -

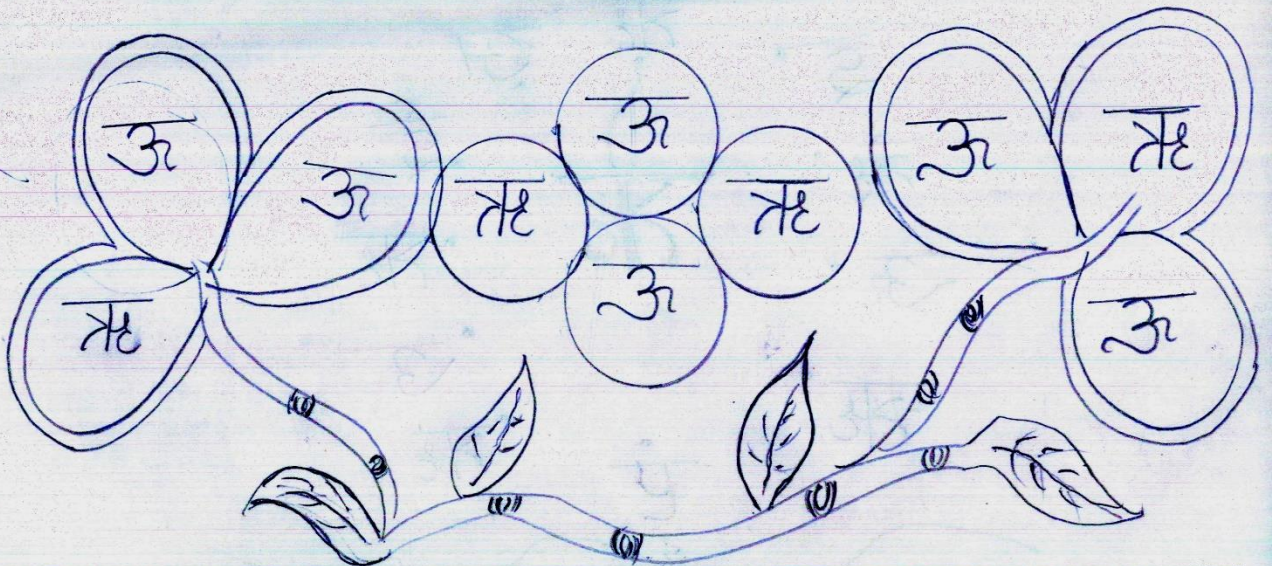
Teacher's sign -

Sub. Hindi.

* 1. देखकर स्वर लिखें "अ से ए" तक।

अ		आ	
इ		ई	
उ		ऊ	
ऋ		ए	

* 2. स्वर "अ" में लाल व स्वर "ऋ" पीला रंग करें।



*3. बाद वाले स्वर लिखें।

अ

इ

ए

ऊ

ई

आ

उ

ऋ

*4. अक्षर से अक्षर मिलाएं।

अ

ई

आ

उ

इ

ऊ

ऋ

अ

ऋ

आ

इ

* "ऋ" स्वर को आपस में मिलाएं।

इ

ऋ

अ

ऋ

ऋ

ई

ऊ

ऋ

ऋ

ः

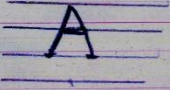

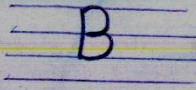

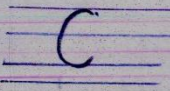

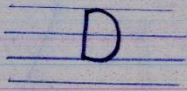

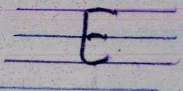

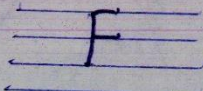

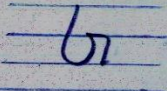

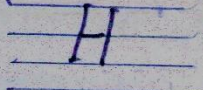



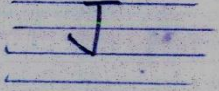

उ

ऋ



#

Sub-English.

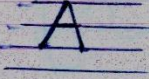

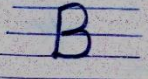

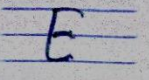

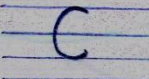

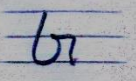

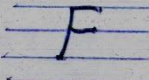



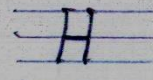

*1 See and write.

*2 Write letters from "A to J".

*3. What comes after.


			
			
			
			

* 4. Match the same letter.

<u>A.</u>	<u>. E</u>
<u>B.</u>	<u>. F</u>
<u>C.</u>	<u>. G</u>
<u>D.</u>	<u>. H</u>
<u>E.</u>	<u>. A</u>
<u>F.</u>	<u>. B</u>
<u>G.</u>	<u>. C</u>
<u>H.</u>	<u>. D</u>

A hand-drawn line connects the letter 'A' in the first row of the left column to the letter 'A' in the fifth row of the right column.

* 5. Circle the letter of "F" and "G".



Sub. Math.

*1. Trace the counting from 1 to 20.

1 2 3 4

5 6 7 8

9 10 11 12

13 14 15 16

17 18 19 20.


*2. Write counting from 1 to 10.

1


*3 What Comes after.

1	2	3
4		5
6		7
8		9
10		2

*4 Match the following and colour it.



*5. Count and write.



~~~~~\*~~~~~ The End